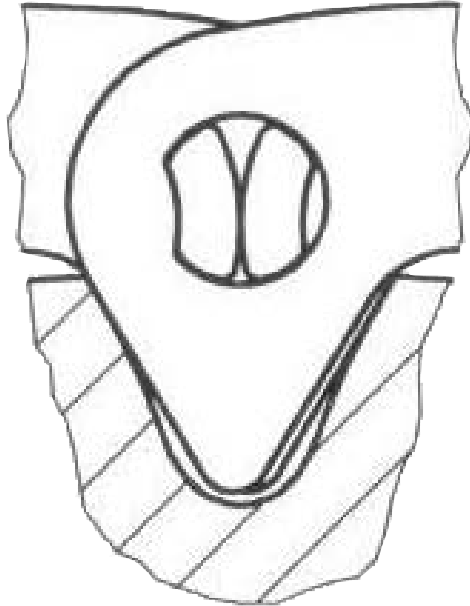


Inverted tooth chain drives ► Inverted tooth chain drive, HDL series

HDL series





Brochure

Rexroth
Pneumatics



Inverted tooth chain drives ▶ Inverted tooth chain drive, HDL series

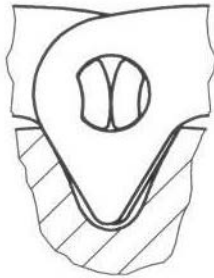
HDL series

	Inverted tooth chain drive, Series HDL ▶ 3/8" pitch = 9.525 mm	3
	Inverted tooth chain drive, Series HDL ▶ 1/2" pitch = 12.7 mm	5
	Inverted tooth chain drive, Series HDL ▶ 3/4" pitch = 19.05 mm	7
	Inverted tooth chain drive, Series HDL ▶ 1" pitch = 25.4 mm	9

Inverted tooth chain drives ▶ Inverted tooth chain drive, HDL series

Inverted tooth chain drive, Series HDL

▶ 3/8" pitch = 9.525 mm



23043

Types of guides

Standard delivery

Number of links

Lubrication

Minimum number of teeth for the sprockets

Center guide

Side guide

open, with splint pin lock
overall width $bg + 2$ mm

Number of links equal to number of pitches.

For circulating chains, an even number of links must be used.

Uneven numbers of links are permitted only if the ends of the chain are connected to external parts.

Pay attention to correct lubrication.

17 teeth

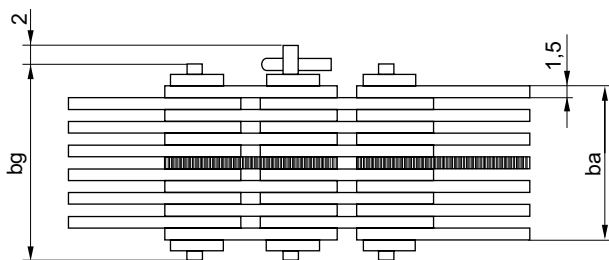
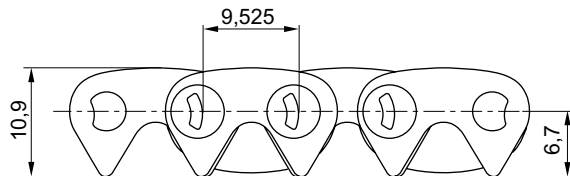
from 1 m/s \geq 23 teeth

Further information can be found in the operating instructions.

Ordering information

- Please contact our sales department with the selected drawing number: toothchain@aventics.com. You will require approval for your initial selection.
- Other delivery types and nominal widths on request.

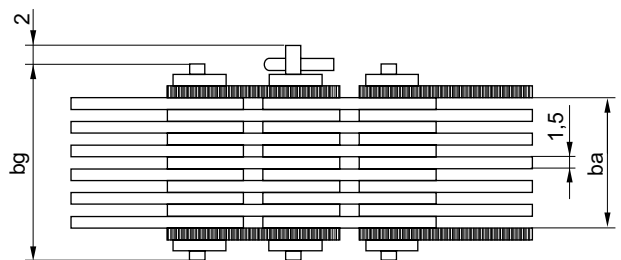
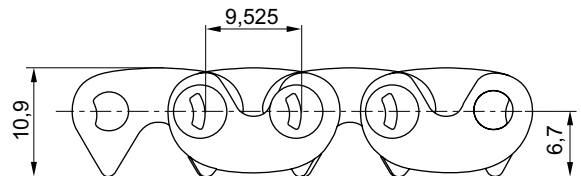
Dimensions in mm, Center guide



23086

Drawing as an example for a single center guide standard tooth chain.

Side guide



23087

Drawing as an example for a single side guide standard tooth chain.

Nominal width	Number of rows	Guide	Lock type	Working width ba	Total width bg	Designation	Drawing number			Rivet pin lock	Splint pin lock	Note
[mm]				[mm]	[mm]			[kg]	[mm]			
11	7	side	riveted riveted directly	7.8	15.2 13	HDL 011 A	R418000035 R418000711	0.58 0.56	7.2	-	R418006906 -	- 3)

1) endless

2) doubled construction

3) 1x double rivet pin lock

Number of rows = number of all links per joint

Inverted tooth chain drive, Series HDL

► 3/8" pitch = 9.525 mm

Nominal width	Number of rows	Guide	Lock type	Working width ba	Total width bg	Designation	Drawing number			Rivet pin lock	Splint pin lock	Note	
[mm]				[mm]	[mm]			[kg]	[mm]				
14	9	center	riveted	14.1	18.3	HDL 014 HDL 014 D	R418000036 R418000706	0.74	15 20	–	R418002410	– 2)	
15	10 11	side	riveted	12.5	19.9	HDL 015 A	R418000038	0.81	11.5	–	R418001294	–	
			riveted directly	14.1	19.4		R418000714	0.86	13.2		–	1)	
17	11	side	riveted	14.1	21.4	HDL 017 A	R418000050	0.88	13	–	R418001164	–	
20	13	side	riveted directly	17.2	22.5	HDL 020 A	R418000712	1.01	16	–	–	1)	
			riveted	17.2	24.5	HDL 020 A	R418000040	1.03	16.5		R418000971	–	
			riveted	20.3	24.5	HDL 020	R418001105	1.04	25		R418000971	–	
23	15	center	riveted	23.5	27.7	HDL 023	R418000637	1.19	30	–	R418006877	–	
25	17	side	riveted directly	23.5	28.8	HDL 025 A	R418000563	1.31	22.5	–	–	1)	
			riveted	23.5	30.8	HDL 025 A	R418000042	1.34	22.5		R418001165	–	
			riveted	26.6	30.8	HDL 025	R418000058	1.34	30		R418001165	–	
			riveted	26.6	30.8	HDL 025 D	R418000716	1.34	35		R418001165	2)	
30	19 21 21	side	riveted directly	26.6	31.9	HDL 030 A	R418007176	1.47	25	–	–	1)	
			riveted	29.7	37.1	HDL 030 A	R418000043	1.64	28.5		R418013985	R418001594	–
			riveted	32.9	37.1	HDL 030	R418000069	1.65	35		–	R418001594	–
35	22 23	side center	riveted	31.3	38.6	HDL 035 A	R418002287	1.72	29	–	R418002288	–	
				36	40.2	HDL 035	R418000051	1.8	40		–	–	–
40	25 27	center side	riveted	43.3	43.3	HDL 040	R418000054	1.95	45	R418014740	R418002800	–	
				46.5	46.5	HDL 040 A	R418000046	2.1	37	–	R418003111	–	
45	29	side center without	riveted directly	42.3	47.6	HDL 045 A	R418001834	2.6	41	–	–	1)	
			riveted	45.4	49.6	HDL 045	R418000044	2.25	50		R418002412	–	
			riveted	45.4	49.6	HDL 045	R418000566	2.26	50		–	1)	
50	31 33 33	center side center	riveted	48.5	52.7	HDL 050	R418002631	2.53	55	–	R418003692	–	
				48.5	55.8	HDL 050 A	R418000047	2.57	46.5		R418000880	–	
				51.6	55.8	HDL 050	R418000041	2.56	55		R418000880	–	
65	41	center	riveted	64.2	68.4	HDL 065	R418000037	3.16	70	–	R418001235	–	
80	53	center	riveted	82.9	87.1	HDL 080	R418010174	4.08	85	–	–	–	
100	65	center	riveted	101.7	105.9	HDL 0100	R418000070	4.98	105	–	R418006383	–	

1) endless

2) doubled construction

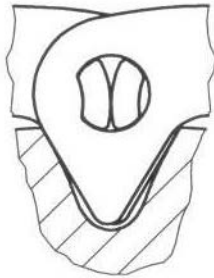
3) 1x double rivet pin lock

Number of rows = number of all links per joint

Inverted tooth chain drives ▶ Inverted tooth chain drive, HDL series

Inverted tooth chain drive, Series HDL

▶ 1/2" pitch = 12.7 mm



23043

Types of guides

Standard delivery

Number of links

Lubrication

Minimum number of teeth for the sprockets

Center guide

Side guide

open, with splint pin lock
overall width $bg + 2,5$ mm

Number of links equal to number of pitches.

For circulating chains, an even number of links must be used.

Uneven numbers of links are permitted only if the ends of the chain are connected to external parts.

Pay attention to correct lubrication.

17 teeth

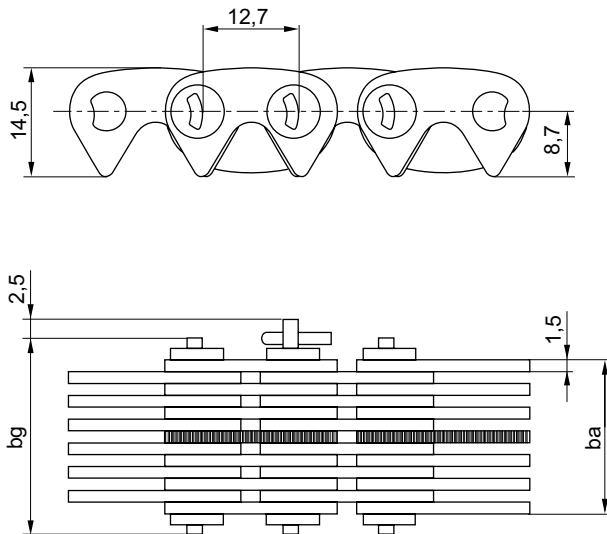
from 1 m/s \geq 23 teeth

Further information can be found in the operating instructions.

Ordering information

- Please contact our sales department with the selected drawing number: toothchain@aventics.com. You will require approval for your initial selection.
- Other delivery types and nominal widths on request.

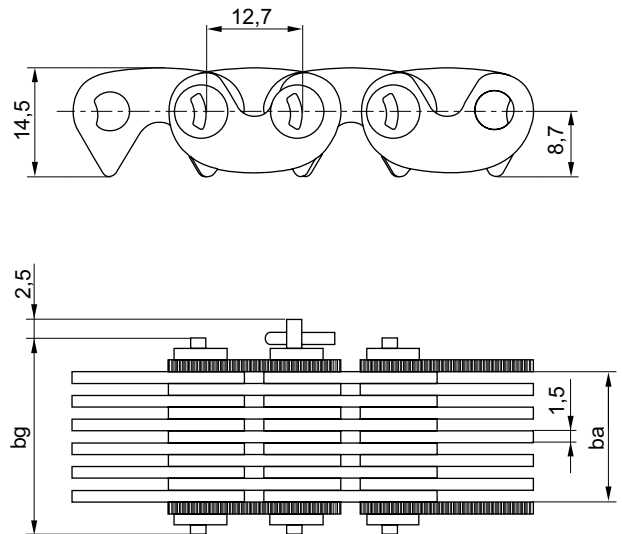
Dimensions in mm, Center guide



23082

Drawing as an example for a single center guide standard tooth chain.

Side guide



23083

Drawing as an example for a single side guide standard tooth chain.

Nominal width	Number of rows	Guide	Lock type	Working width ba	Total width bg	Designation	Drawing number			Rivet pin lock	Splint pin lock	Note
[mm]				[mm]	[mm]			[kg]	[mm]			
15	10	side	riveted	12.5	21.3	HDL 315 A	R418002684	1.06	11.5	-	R418000966	-
20	13	side	riveted	17.2	26	HDL 320 A	R418000263	1.35	16.5	-	R418001507	-
		center		20.3	25.9	HDL 320	R418000666		25			

1) endless

2) doubled construction

Number of rows = number of all links per joint

Inverted tooth chain drive, Series HDL

► 1/2" pitch = 12.7 mm

Nominal width	Number of rows	Guide	Lock type	Working width ba	Total width bg	Designation	Drawing number			Rivet pin lock	Splint pin lock	Note
[mm]				[mm]	[mm]			[kg]	[mm]			
25	17	side	riveted	23.5	32.2	HDL 325 A	R418000268	1.74	22.5	–	R418000896	–
		center		26.6		HDL 325	R418000300	1.75	30	–	R418000896	–
		without		26.6		HDL 325	R418000816	1.75	30	R418001111	–	1)
30	21	side	riveted directly	29.7	35.4	HDL 330 A	R418000812	2.11	28.5	–	–	1)
	21	side	riveted	29.7	38.5	HDL 330 A	R418000286	2.13	28.3	R418002012	R418000968	–
	21	center	riveted	32.9	38.5	HDL 330	R418000299	2.14	35	R418002012	R418000968	–
	22	side	riveted	31.3	40	HDL 330 A	R418000272	2.23	29.5	–	R418001865	–
40	25	center	riveted	39.1	44.7	HDL 340	R418000337	2.53	45	R418001107	R418001196	–
	25	center	riveted		44.7	HDL 340 D	R418000813	2.53	45	R418001107	R418001196	2)
	25	center	riveted		44.7	HDL 340 D	R418001195	2.53	45	–	R418001196	2)
	27	side	riveted directly		44.9	HDL 340 A	R418000815	2.75	37.3	–	–	1)
	27	side	riveted		47.9	HDL 340 A	R418000289	2.72	37	–	R418001950	–
45	29	center	riveted	45.4	51	HDL 345	R418000303	2.92	50	–	R418001374	–
50	33	center	riveted	51.7	57.3	HDL 350	R418000334	3.31	55	R418009550	R418001079	–
65	41	center	riveted	64.2	69.8	HDL 365	R418000297	4.09	70	–	R418001234	–
	42	side	riveted directly	62.6	68.3	HDL 365 A	R418013603	4.14	61	–	R418013602	–
	43	side	riveted	64.2	72.9	HDL 365 A	R418000293	4.28	61.5	–	R418002686	–
75	49	center	riveted	76.7	82.3	HDL 375	R418000342	4.87	80	–	R418001524	–
	50	side		75.1	83.9	HDL 375 A	R418002367	4.97	71.5	–	–	–
90	57	center	riveted	89.2	94.8	HDL 390	R418000345	5.66	95	–	R418013808	–
100	65	center	riveted	101.7	107.3	HDL 3100	R418000667	6.43	105	–	–	–
	66			103.3	108.9		R418009356	6.54			R418009355	
105	67	side	riveted	101.7	110.5	HDL 3105 A	R418011647	6.63	97.5	–	R418011648	–
115	73	center	riveted	114.2	119.8	HDL 3115	R418000348	7.22	120	–	R418006189	–
120	77	center	riveted	120.5	126.1	HDL 3120	R418000350	7.61	125	–	R418001657	–
140	89	center	riveted	139.3	144.9	HDL 3140	R418000668	8.78	145	–	–	–

1) endless

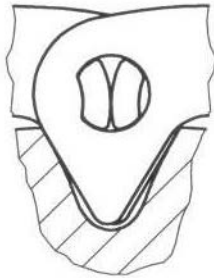
2) doubled construction

Number of rows = number of all links per joint

Inverted tooth chain drives ▶ Inverted tooth chain drive, HDL series

Inverted tooth chain drive, Series HDL

▶ 3/4" pitch = 19.05 mm



23043

Types of guides

Standard delivery

Number of links

Lubrication

Minimum number of teeth for the sprockets

Center guide

Side guide

open, with splint pin lock
overall width $bg + 3,5$ mm

Number of links equal to number of pitches.

For circulating chains, an even number of links must be used.

Uneven numbers of links are permitted only if the ends of the chain are connected to external parts.

Pay attention to correct lubrication.

17 teeth

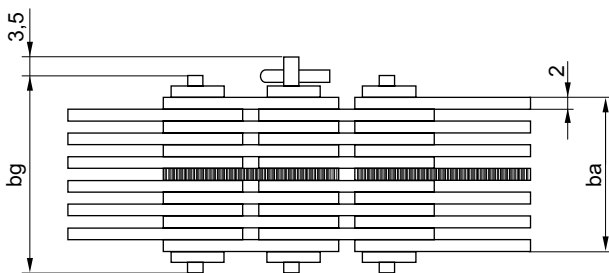
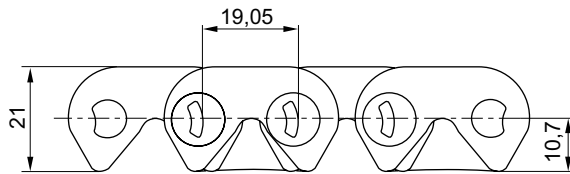
from 1 m/s \geq 23 teeth

Further information can be found in the operating instructions.

Ordering information

- Please contact our sales department with the selected drawing number: toothchain@aventics.com. You will require approval for your initial selection.
- Other delivery types and nominal widths on request.

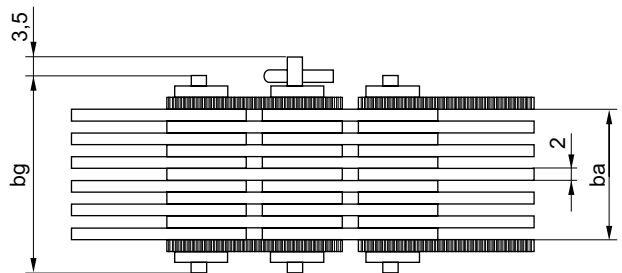
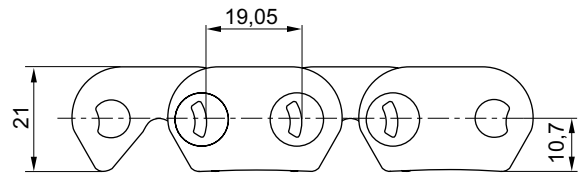
Dimensions in mm, Center guide



23084

Drawing as an example for a single center guide standard tooth chain.

Side guide



23085

Drawing as an example for a single side guide standard tooth chain.

Nominal width	Number of rows	Guide	Lock type	Working width ba	Total width bg	Designation	Drawing number			Rivet pin lock	Splint pin lock	Note
[mm]				[mm]	[mm]			[kg]	[mm]			
30	15	side center	riveted	27 31.2	38.2	HDL 530 A HDL 530	R418000388 R418000411	3.27 3.28	25 35	-	- 6047760152	-
35	17	center	riveted	35.4	42.4	HDL 535	R418000386	3.63	40	-	R418001115	-
37	18	side	riveted	33.3	44.4	HDL 537 A	R418000740	3.88	31	-	-	-
35	19	side	riveted	35.4	46.5	HDL 535 A	R418000427	4.08	34	-	R418002284	-

1) doubled construction

Number of rows = number of all links per joint

Inverted tooth chain drive, Series HDL

► 3/4" pitch = 19.05 mm

Nominal width	Number of rows	Guide	Lock type	Working width ba	Total width bg	Designation	Drawing number			Rivet pin lock	Splint pin lock	Note
[mm]				[mm]	[mm]			[kg]	[mm]			
40	21	side center	riveted	39.5	50.7	HDL 540 A	R418000425	4.48	37.5	R418007475	R418001574	-
				43.7		HDL 540	R418000400	4.44	45	-		
45	23	side	riveted	43.7	54.8	HDL 545 A	R418000737	4.88	41.5	-	R418001980	-
50	25	side center	riveted	47.8	59	HDL 550 A	R418007152	5.29	46	-	R418000921	-
				52		HDL 550	R418000393	5.25	55			
60	29	center	riveted	60.3	67.3	HDL 560	R418000403	6.06	65	-	R418008896	-
65	33	side	riveted	64.5	75.6	HDL 565 A	R418000428	6.9	61.5	-	-	-
		center		68.6		HDL 565	R418000404	6.86	70	R418010335	R418001040	-
		center		68.6		HDL 565 D	R418000736	6.88	70	-	R418001040	1)
75	37	side center	riveted	72.8	84	HDL 575 A	R418000738	7.72	69.5	-	-	-
				77		HDL 575	R418000396	7.67	80			
85	41	center	riveted	85.3	92.3	HDL 585	R418000390	8.48	90	-	R418001443	-
						HDL 585 D	R418000735				-	1)
90	43 45	side	riveted	85.3	96.4	HDL 590 A	R418000235	8.92	82	-	R418011523	-
		center		93.6		HDL 590	R418000734	9.3	95		R418001315	
100	49	center	riveted	101.9	108.9	HDL 5100	R418000397	10.12	105	-	R418000910	-
	49	without side				HDL 5100	R418000778	10.06	105		R418000910	
	51	side				HDL 5100 A	R418010213	10.56	99		R418010212	
110	53	side center	riveted	106.1	117.2	HDL 5110 A	R418000739	10.94	102	-	R418001511	-
				110.2		HDL 5110	R418000407	10.9	115			
125	61	center	riveted	126.9	133.9	HDL 5125	R418000236	12.47	130	-	R418001514	-
150	73	center	riveted	151.8	158.8	HDL 5150	R418000409	14.97	155	-	R418001520	-
200	97	center	riveted	201.8	208.8	HDL 5200	R418000741	19.82	205	-	R418001522	-
250	121	center	riveted	251.7	258.7	HDL 5250	R418000416	24.63	255	-	R418001512	-
300	145	center	riveted	301.6	308.6	HDL 5300	R418000419	29.54	305	-	R418001513	-

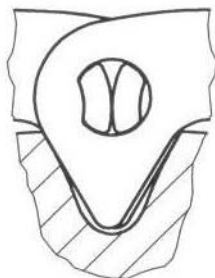
1) doubled construction

Number of rows = number of all links per joint

Inverted tooth chain drives ▶ Inverted tooth chain drive, HDL series

Inverted tooth chain drive, Series HDL

▶ 1" pitch = 25.4 mm



23043

Types of guides

Standard delivery

Number of links

Lubrication

Minimum number of teeth for the sprockets

Center guide

Side guide

open, with splint pin lock
overall width $bg + 6$ mm

Number of links equal to number of pitches.
For circulating chains, an even number of links must be used.

Uneven numbers of links are permitted only if the ends of the chain are connected to external parts.

Pay attention to correct lubrication.

17 teeth

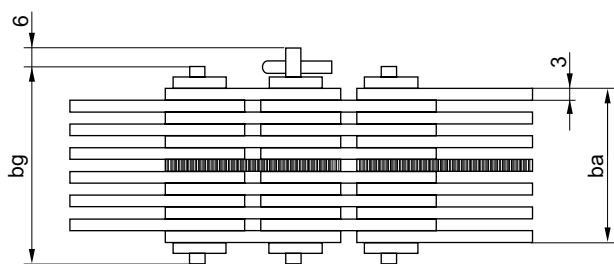
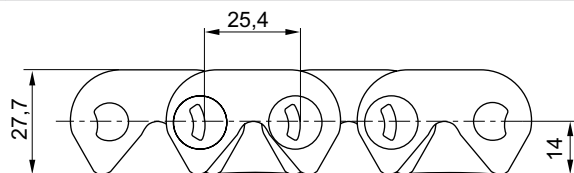
from 1 m/s \geq 23 teeth

Further information can be found in the operating instructions.

Ordering information

- Please contact our sales department with the selected drawing number: toothchain@aventics.com. You will require approval for your initial selection.
- Other delivery types and nominal widths on request.

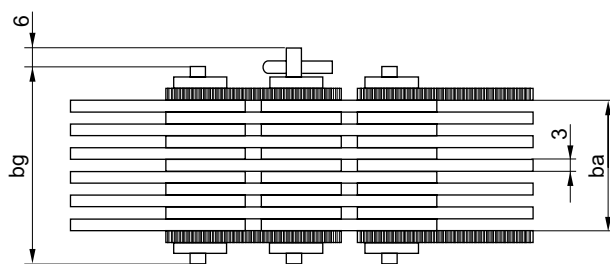
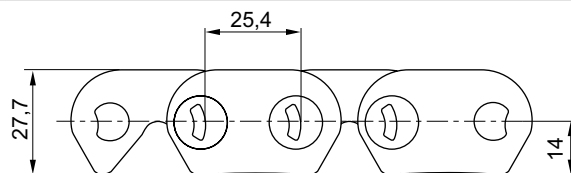
Dimensions in mm, Center guide



23080

Drawing as an example for a single center guide standard tooth chain.

Side guide



23081

Drawing as an example for a single side guide standard tooth chain.

Nominal width	Number of rows	Guide	Lock type	Working width ba	Total width bg	Designation	Drawing number			Rivet pin lock	Splint pin lock	Note
[mm]				[mm]	[mm]			[kg]	[mm]			
30	9	center	riveted	27.9	35.9	HDL 630	R418002308	3.98	35	-	-	-
40	13	center	riveted	40.2	48.2	HDL 640	R418000313	5.58	45	-	R418007519	-
45	14	without side	riveted	43.3	51.3	HDL 645	R418000458	5.84	50	-	-	-
	15			40.2	54.4	HDL 645 A	R418000305	6.54	38.5	-	-	-
50	16	side	riveted	43.3	57.5	HDL 650 A	R418000310	6.93	41	-	R418007125	-
	17	center		52.6	60.6	HDL 650	R418000315	7.18	55	-	R418001881	-
65	21	center	riveted	65	73	HDL 665	R418000316	8.78	70	-	R418002822	-

Number of rows = number of all links per joint

Inverted tooth chain drive, Series HDL

▶ 1" pitch = 25.4 mm

Nom- inal width	Num- ber of rows	Guide	Lock type	Work- ing width ba	Total width bg	Designation	Drawing number			Rivet pin lock	Splint pin lock	Note
[mm]				[mm]	[mm]			[kg]	[mm]			
70	23	side	riveted	65	79.2	HDL 670 A	R418014217	9.75	63	-	-	-
75	24	side	riveted	68.1	82.3	HDL 675 A	R418001193	10.15	64	-	R418007901	-
	25	center	riveted	77.4	85.4	HDL 675	R418000011	10.4	85	-	R418002000	-
90	29	center	riveted	89.8	97.8	HDL 690	R418000321	11.98	100	-	-	-
100	33	center	riveted	102.1	110.1	HDL 6100	R418000317	13.57	110	-	R418002022	-
125	41	center	riveted	126.9	134.9	HDL 6125	R418000318	16.76	130	-	R418001548	-
150	49	center	riveted	151.7	159.7	HDL 6150	R418000319	19.97	155	-	R418009082	-
165	53	center	riveted	164	172	HDL 6165	R418000322	21.58	175	-	-	-
200	65	center	riveted	201.2	209.2	HDL 6200	R418003966	26.43	210	-	R418007882	-
250	81	side	riveted	244.5	258.7	HDL 6250 A	R418000674	32.85	238.5	-	R418007041	-

Number of rows = number of all links per joint